

**NORTON**





SAINT-GOBAIN

**clipper**<sup>®</sup>

# FLOOR SAWS



# PETROL / DIESEL

 <p><b>PETROL</b></p> <p>13HP 9,6kW</p> <p><b>CS1</b></p>	 <p><b>DIESEL</b></p> <p>13HP 9,6kW</p> <p><b>CSB1</b></p>	 <p><b>PETROL</b></p> <p>20HP 15kW</p> <p><b>CSB1</b></p>	 <p><b>PETROL / DIESEL</b></p> <p>31HP 23kW</p> <p><b>CK31</b></p>
<p>Ø500 mm</p> <p>190mm MAX CUT DEPTH</p>	<p>Ø500 mm</p> <p>190mm MAX CUT DEPTH</p>	<p>Ø600 mm</p> <p>225mm MAX CUT DEPTH</p>	<p>Ø700 mm</p> <p>280mm MAX CUT DEPTH</p>

# ELECTRIC

 <p><b>DIESEL</b></p> <p>49HP 36kW</p> <p><b>CS900</b></p>	 <p><b>400V 3~</b></p> <p>7,5HP 5,5kW</p> <p><b>CS451ET</b></p>	 <p><b>400V 3~</b></p> <p>7,5HP 5,5kW</p> <p><b>CS451E</b></p>	 <p><b>400V 3~</b></p> <p>10HP 7,5kW</p> <p><b>CS7,5</b></p>
<p>Ø900 mm</p> <p>380mm MAX CUT DEPTH</p>	<p>Ø350 mm</p> <p>125mm MAX CUT DEPTH</p>	<p>Ø450 mm</p> <p>170mm MAX CUT DEPTH</p>	<p>Ø800 mm</p> <p>320mm MAX CUT DEPTH</p>



# CS1 P13



## FEATURES

- Heavy duty jig welded steel frame
- Hand wheel with endless screw depth control system
- Blade shaft mounted on "greased-for-life" pillow block bearings
- Water flow control system on both sides of the blade

## BENEFITS

- Robust and reliable
- Quick, easy and accurate setting
- Easy maintenance
- Optimised blade performance

## PRODUCT DATA

Item No	701846 29389	Power source	Petrol	Water tank capacity	70 L
EAN 13 Code	5450248 414797	Motor type	HONDA GX390 Cycl.	Tool speed RPM	2600 min-1
		Power kW (Hp)	9,6kW (13 Hp)	Starter	Recoil
		Blade x bore (mm)	Ø 500 x 25,4	Raise and lower	Manual
		Max. cutting depth (mm)	190	Propelling	Push
		Dimensions (LxWxH) (mm)	1088 x 580 x 925	Hand Arm Vibrations	4,22 m/s <sup>2</sup>
		Weight	140kg	Sound power / pressure level	105dB(A)/89dB(A)



13HP

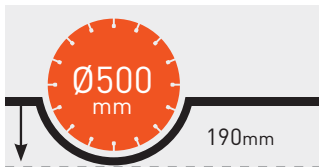


9,6kW



PETROL

## PRODUCT FEATURES



MAX CUT DEPTH



HANDWHEEL WITH ENDLESS SCREW DEPTH CONTROL SYSTEM



WATER ON BOTH SIDES OF THE BLADE



CYCLONIC AIR FILTER

## DIAMOND BLADE RECOMMENDATIONS FOR CS1



Substrate / Material	BETON	SILENCIO	ASPHALT	ALL MATERIALS
Recommended Product	EXTREME BETON	EXTREME BETON SILENCIO	EXTREME ASPHALT	PRO 4X4 EXPLORER
Diameter (mm)	500	500	500	500
Bore (mm)	25,4	25,4	25,4	25,4
Item No.	701846 01690	701846 30416	701846 94913	701846 02097
Page reference	18	19	46	36